





FLGRSD

Ad Flag Template

Small Double
Sided Rectangle

SIDE 1

-  Bleed Size: 36"W x 72.5"H
-  Finish Size: 32"W x 68.5"H
-  Safe Zone: 25"W x 63.5"H
-  Pole Sleeve Sewing

IMPORTANT!

PLEASE READ BEFORE SUBMITTING ARTWORK

- Keep your design within the ART layer only.
- Fill Bleed with artwork. Needed for finishing.
- DO NOT hide, delete or rename other layers.
- DO NOT resize template and/or change size or shape.
- Keep all important artwork inside the Safe Zone.
 - Convert all text to outlines.
- Embed all links or provide links separately.
- Use Pantone Solid Coated Colors to ensure the best color matching. Final output will be in Solid Uncoated Colors.
 - Use CMYK for gradients.
- Save and send file as PDF.





The diagram shows a vertical rectangular template for an ad flag. It features four distinct regions defined by colored lines: a red dashed line for the 'Safe Zone', a blue dashed line for the 'Pole Sleeve Sewing' area, a green solid line for the 'Finish Size', and a magenta solid line for the 'Bleed Size'. The magenta line extends further to the right, indicating the flag's width.

FLGRSD

Ad Flag Template

Small Double
Sided Rectangle

SIDE 2

-  Bleed Size: 36"W x 72.5"H
-  Finish Size: 32"W x 68.5"H
-  Safe Zone: 25"W x 63.5"H
-  Pole Sleeve Sewing

IMPORTANT!

PLEASE READ BEFORE SUBMITTING ARTWORK

- Keep your design within the ART layer only.
- Fill Bleed with artwork. Needed for finishing.
- DO NOT hide, delete or rename other layers.
- DO NOT resize template and/or change size or shape.
- Keep all important artwork inside the Safe Zone.
 - Convert all text to outlines.
 - Embed all links or provide links separately.
 - Use Pantone Solid Coated Colors to ensure the best color matching. Final output will be in Solid Uncoated Colors.
 - Use CMYK for gradients.
 - Save and send file as PDF.