

FRONT SLEEVE

FLGBSD - S Ad Flag Template

Small Blade, Straight
Double Sided

SIDE 1

FRONT SLEEVE

- Bleed Size: 30.5"W x 87.5"H
- Finish Size: 29"W x 86"H
- Safe Zone: 22"W x 76"H
- Pole Sleeve Sewing

IMPORTANT!

PLEASE READ BEFORE SUBMITTING ARTWORK

- Keep your design within the ART layer only.
- Fill Bleed with artwork. Needed for finishing.
- DO NOT hide, delete or rename other layers.
- DO NOT resize template and/or change size or shape.
- Keep all important artwork inside the Safe Zone.
- Convert all text to outlines.
- Embed all links or provide links separately.
- Use Pantone Solid Coated Colors to ensure the best color matching. Final output will be in Solid Uncoated Colors.
- Use CMYK for gradients.
- Save and send file as PDF.

FRONT SLEEVE







The diagram shows a vertical rectangular template with a rounded top. It features four distinct regions defined by colored lines: a pink outermost border for bleed, a green border for finish, a red dashed border for the safe zone, and a blue dashed line for the pole sleeve sewing area. The text 'FRONT SLEEVE' is written vertically on the right side of the template, appearing twice.

FLGBSD - S Ad Flag Template

Small Blade, Straight
Double Sided

SIDE 2

-  Bleed Size: 30.5"W x 87.5"H
-  Finish Size: 29"W x 86"H
-  Safe Zone: 22"W x 76"H
-  Pole Sleeve Sewing

IMPORTANT!

PLEASE READ BEFORE SUBMITTING ARTWORK

- Keep your design within the ART layer only.
- Fill Bleed with artwork. Needed for finishing.
- DO NOT hide, delete or rename other layers.
- DO NOT resize template and/or change size or shape.
- Keep all important artwork inside the Safe Zone.
- Convert all text to outlines.
- Embed all links or provide links separately.
- Use Pantone Solid Coated Colors to ensure the best color matching. Final output will be in Solid Uncoated Colors.
- Use CMYK for gradients.
- Save and send file as PDF.

FRONT SLEEVE

FRONT SLEEVE