

FRONT SLEEVE

# FLGBSD - C Ad Flag Template

Small Blade, Concave  
Double Sided

## SIDE 1

FRONT SLEEVE

- Bleed Size: 30.5"W x 87.5"H
- Finish Size: 29"W x 86"H
- Safe Zone: 22"W x 76"H
- Pole Sleeve Sewing

### **IMPORTANT!**

PLEASE READ BEFORE SUBMITTING ARTWORK

- Keep your design within the ART layer only.
- Fill Bleed with artwork. Needed for finishing.
- DO NOT hide, delete or rename other layers.
- DO NOT resize template and/or change size or shape.
- Keep all important artwork inside the Safe Zone.
- Convert all text to outlines.
- Embed all links or provide links separately.
- Use Pantone Solid Coated Colors to ensure the best color matching. Final output will be in Solid Uncoated Colors.
- Use CMYK for gradients.
- Save and send file as PDF.

FRONT SLEEVE









The diagram illustrates the layout for the 'FLGBSD - C Ad Flag Template'. It features a large, rounded rectangular shape with a curved top and bottom. The shape is defined by four distinct lines: a solid magenta line for the outermost edge (Bleed Size), a solid green line for the inner edge (Finish Size), a dashed red line for the central area (Safe Zone), and a dashed blue line for the pole sleeve sewing area. The text 'FRONT SLEEVE' is written vertically along the right and bottom curved edges of the template.

# FLGBSD - C Ad Flag Template

Small Blade, Concave  
Double Sided

## SIDE 2

-  Bleed Size: 30.5"W x 87.5"H
-  Finish Size: 29"W x 86"H
-  Safe Zone: 22"W x 76"H
-  Pole Sleeve Sewing

### **IMPORTANT!**

PLEASE READ BEFORE SUBMITTING ARTWORK

- Keep your design within the ART layer only.
- Fill Bleed with artwork. Needed for finishing.
- DO NOT hide, delete or rename other layers.
- DO NOT resize template and/or change size or shape.
- Keep all important artwork inside the Safe Zone.
- Convert all text to outlines.
- Embed all links or provide links separately.
- Use Pantone Solid Coated Colors to ensure the best color matching. Final output will be in Solid Uncoated Colors.
- Use CMYK for gradients.
- Save and send file as PDF.

FRONT SLEEVE

FRONT SLEEVE